



## TELETRUK

Max 7000 lb capacity    Max 3750 lb capacity at 6ft 6in reach    Max lift height 16ft 11in



## EFFICIENCY AND COST OF OWNERSHIP.

THE JCB TELETRUK DOES EVERYTHING A CONVENTIONAL MASTED FORKLIFT DOES... AND MORE. REDUCING COST OF OWNERSHIP, SAVES YOU TIME, FUEL, MANPOWER AND YARD LOADING SPACE. ADD TELETRUK'S POTENTIAL TO REPLACE SEVERAL MACHINES, WHICH MEANS YOU DON'T NEED AS MANY MASTED FORKLIFTS IN YOUR FLEET, AND THE RESULT IS MAXIMUM EFFICIENCY AND PRODUCTIVITY.

This huge fuel saving has led to the Tier 4/Stage IIIB Teletruk being branded as a JCB ECO machine.

### Engine efficiency.

Designed specifically for JCB, the new Tier 4/Stage IIIB JCB Diesel by Kohler engine on the TLT 30 High Lift, TLT 35D and TLT 35D 4x4 offers up to 32% fuel saving compared to the Tier 3/Stage III machine using the industry standard VDI 2198 cycle.

The JCB Diesel by Kohler engine features a high-pressure common-rail injection system which, along with fuel mapping, results in efficient combustion, better fuel economy and fewer emission particulates.

Unlike most Tier 4/Stage IIIB engines, the JCB Diesel by Kohler engine doesn't require a Diesel Particulate Filter (DPF), saving you additional running costs.

The electronic fuel controllers inject fuel multiple times during the combustion cycle to maximize power and torque when they're needed most.



No DPF required,  
Clean Burn Engine.



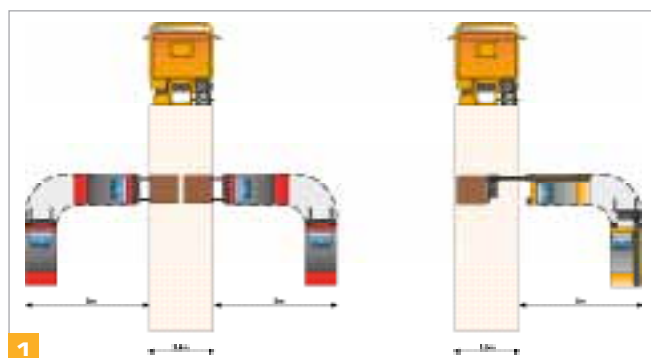
## Operational efficiency.

**1** Thanks to the telescopic boom, you can load and unload a truck trailer from only one side. This results in up to 50% yard loading space saving; you can use the rest of the loading space for other duties and there is also no need to spend extra time repositioning vehicles around work yards.

**2** The Teletruk can often do the work of five machines on site – a conventional masted forklift, skid steer, telescopic handler, compact wheeled loader and rough terrain fork lift – reducing your machine fleet holding and getting more tasks done during every work shift.

**3** Efficient service scheduling is ensured by JCB LiveLink, fitted as standard to all Tier 4/Stage IIIB machines, and operational efficiency is supported by our two-year JCB warranty, up to 3000 hours.

The Teletruk offers typical savings of up to 30% on operating costs compared to a masted fork lift truck. This is a result of the typical time, space and fuel usage savings of single-side loading.



Ordinary forklift

Extraordinary Teletruk





## VERSATILE PERFORMANCE.

THE COMBINATION OF A SMALL FOOTPRINT, TELESCOPIC BOOM, 2WD AND 4WD DRIVE AND HYDRAULIC QUICK-DISCONNECT OPTION MAKES THIS THE WORLD'S MOST VERSATILE COUNTERBALANCED LIFT TRUCK. IT'S A TRULY UNIQUE MACHINE.

In total, there are three compact models in the JCB Teletruk range with diesel-powered, fully enclosed hydrostatic drivelines in two and four-wheel drive.

### Lift and load.

- 1 The choice of models offers up to 7000lb lift capacity and up to 16ft 11 inch lift height, with a maximum reach capacity of 3,750lb at 6ft 6in forwards reach.
- 2 On all these machines, full free lift comes as standard without the need to buy an expensive full free lift mast.
- 3 Negative lift allows the Teletruk to reach below ground level, or below the deck on a ship.
- 4 Ordinary lift trucks use hydraulic power for the lift cycle only and then gravity to lower. The Teletruk uses full power down too for maximum control and precision, particularly useful in specialist applications.
- 5 Setting the carriage for lift/lower, the angle of parallel lift is maintained throughout the lift envelope to keep the load level.



### Forward reach.

**6** The telescopic boom allows single-side loading, loading to the far side of rail cars by reaching across the platform, reaching inside vans and loading ships by reaching across the dock.

**7** 111 degrees of carriage rotation makes handing of unpalletized goods much easier and safer.

### Access all areas.

**8** The Teletruk's small footprint and small turning circle allows you to work in a narrow aisle.

**9** Choose two-wheel drive for normal surfaces but for harsher ground conditions select our 4WD models with additional traction control options for even greater performance.

**10** The combination of Tier 4/Stage IIIB engine and 4WD also results in excellent performance up ramps and gradients.

### Sheer versatility.

**11** The JCB Changezee is a hydraulic quick-disconnect carriage that lets you change attachments within 30 seconds without having to leave the cab. This unique feature led to JCB winning the Fork Lift Truck Association Award for Ergonomics.

**12** A special range of Teletruk attachments, plus compatibility with the full range of industry specific attachments, gives you huge flexibility and the ability to work in a wide range of applications.



7



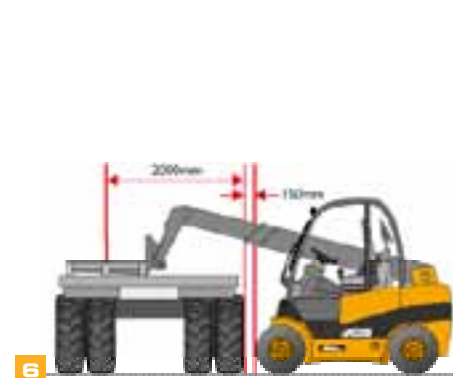
8



9



10



6



6



11



12



## SAFER BY DESIGN.

CONVENTIONAL FORKLIFTS HAVE A MAST BLOCKING THE VIEW AHEAD. NOT THE TELETRUK. OUR TELESCOPIC SIDE MOUNTED BOOM MAXIMIZES OPERATOR VISIBILITY WHILE A WEALTH OF ADDITIONAL JCB-ENGINEERED SAFETY FEATURES COMBINE TO ENHANCE ONSITE SAFETY.


### Unrivalled visibility.

- 1 With no mast blocking the view ahead as on conventional forklifts, the Teletruk's unique side mounted boom design provides unrivalled forward visibility.
- 2 The design also provides total visibility of fork tips and attachments when fully retracted and lowered, even inside containers and particularly when entering a pallet at ground level.


### Single-side loading.

- 3 The Teletruk's telescopic forward reach allows you to unload trucks from one side. This means no forklift movements around the other side of the truck are required, ensuring pedestrians stay safe, increasing site safety.
- 4 When a delivery truck has to park on the side of the road, the Teletruk can completely unload from one side so there's no need to operate on the highway.

#### NOW YOU SEE THEM (View from Teletruk)



#### NOW YOU DON'T (View from a masted truck)



## Protecting man and machine.

**5** Hose burst check valves prevent any loss of pressure in the hydraulic cylinders, maintaining the boom in its position in the unlikely event of a boom hydraulic fault.

**6** Our safety-interlocked operation system on the Changezee quick disconnect device reduces any risk of mishandling.

**7** All operator enclosures conform to international ROPS/FOPS regulations and boast a wealth of safety additional features, including a front screen guard, optional speed control and lap belts fitted as standard.

**8** Beacons and reverse alarms are available for additional on-site safety.

**9** Our battery isolator key helps prevent unauthorized use, protecting your investment.

**10** Getting into and out of the Teletruk is safe and easy, thanks to the wide step and the large grip handle.



5



6



7



8



9



10



## COMFORT AND EASE OF USE.

EVERY EFFORT HAS BEEN MADE TO ENHANCE THE ERGONOMICS OF THE TELETRUK, ENSURING SUPERB OPERATOR COMFORT THROUGHOUT THE WORKING DAY AND ENABLING YOU TO GET THE MAXIMUM PRODUCTIVITY OUT OF THIS UNIQUELY VERSATILE MACHINE.

### In complete control.

**1** The controls themselves are ergonomically designed with everything in easy reach and a display that is clearly viewed in any light. The JCB Teletruk also features a multifunctional control lever.

### In complete comfort.

**2** The Tier 4/Stage IIIB cab interior has been updated with new black mouldings and switch plate. It's a quiet environment too with 78 dB(A) noise levels at the operator's ear for added comfort.

**3** Comfort continues on the Tier 4/Stage IIIB models with our new, compact, adjustable seat which is available in vinyl or fabric. Pneumatic suspension options are also available.

**4** The Teletruk offers several cab choices, from simple canopy to fully glazed and a low cab option, providing the most comfortable working conditions whatever the climate or conditions.

**5** For when the weather turns cold, or for those chilly early starts, there is a heater as standard on full cabs models (optional on other models). Air conditioning is available for added operator comfort.

Fully hydrostatic steering, along with the small diameter steering wheel with steering assist handle, aids precision maneuverability.

Seat incorporates operator presence switch.





## TELETRUK WASTEMASTER KITS.

THE JCB TELETRUK IS AN IDEAL SOLUTION FOR THE WASTE AND RECYCLING SECTOR THANKS TO ITS ROBUST DESIGN, MANUFACTURE AND HIGH PERFORMANCE. TO ENSURE ULTIMATE PROTECTION FOR MACHINES WORKING IN ARDUOUS, DUSTY AND DIRTY ENVIRONMENTS, JCB HAS VARIOUS WASTEMASTER KIT OPTIONS FOR SPECIFIC APPLICATIONS.



### Kits include:

- 1 Heavy-duty carriage.
- 2 Single carriage pin.
- 3 Basic kit, trash guard.
- 4 Front apron plate.
- 5 Front and rear wheel motor protectors.
- 6 Heavy-duty body kit, door and underbelly guard.
- 7 Counterweight chevrons.
- 8 Wide core radiator.
- 9 Fire extinguisher.
- 10 Roof guard.
- 11 Panoramic mirror.
- 12 Greasing kit.
- 13 In-cab coolant temperature gauge.



## QUALITY, RELIABILITY, DURABILITY.

THE TELETRUK'S ROBUST CONSTRUCTION, BACKED UP BY RIGOROUS TESTING, GIVES YOU EXCELLENT STABILITY, RIGIDITY AND ALL-ROUND PROTECTION. WE HAVE ALSO MINIMIZED MAINTENANCE REQUIREMENTS AND ENSURED QUICK AND EASY SERVICING, RESULTING IN MAXIMUM MACHINE UPTIME.

### Built to last.

**1** The Teletruk's robust boom and carriage design eliminates costly repair and maintenance of masts and chains on ordinary forklifts. JCB has a proven track record in the design and manufacture of telescopic booms, featuring:

- › 'U' shape pressing for maximum strength
- › Keyhole castings for excellent load dispersion
- › Wear pads for extended component life

**2** The chassis is fully integrated and, because it's designed and manufactured by JCB, we can guarantee high structural integrity. An integrated steel hydraulic tank and diesel tank are also more resistant to damage.

**3** A range of pneumatic, semi solid and solid tires are available to meet your specific requirements.



2



3



1

High quality JCB in-house manufactured hydraulic lift and lower rams are incorporated into the Teletruk's unique boom design





### Damage limitation.

4 To help reduce the amount of dirt, dust and water getting into the engine where it can impair performance and reduce durability, we've invested in full machine belly guard construction.

5 Teletruks are tough machines that give proven performance in the toughest environments. Our waste kit options give even greater machine protection with heavy-duty body work, a heavy-duty undercarriage and wide core radiators.

6 No mast blocking the view ahead coupled with the forward reach of the telescopic side boom means you can accurately load trucks and utility vehicles without damaging the doors or bodywork (of the vehicle being loaded).





## LOW MAINTENANCE, LONG INTERVALS.

FORKLIFT TRUCKS NEED TO SPEND THE MAXIMUM AMOUNT OF TIME HARD AT WORK. WE'VE DESIGNED THE TELETRUK TO DO JUST THAT, WITH LONG SERVICE INTERVALS AND QUALITY COMPONENTS.

### Easy access.

- 1** Ground-level access to all the major components and service interval checks is quick and easy through the side-opening door and tilting cab.
- 2** The operators daily checks are behind the side door.
- 3** Teletruk's battery can be easily accessed without the need for special tools.
- 4** The hydraulic oil tank is also within easy reach and there's an unobstructed view of the indicator.





A telescopic boom instead of a mast means there are no chains or rollers to maintain.

### Looking after itself.

Livelink relays the machine's condition, giving real-time alerts and safeguarding the machine and operator.


**5** For additional peace of mind, the Teletruk comes with two-year JCB Warranty as standard, up to 3000 hours.

**6** The option of a wide core cooling pack ensures optimum performance in environments with large amounts of airborne debris.

**7** The Teletruk's driveline is fully enclosed, which means that components such as wheel motors require little maintenance.



5




7

## LIVELINK, WORK SMARTER.

**LIVELINK IS AN INNOVATIVE SOFTWARE SYSTEM THAT LETS YOU MANAGE JCB MACHINES REMOTELY – ONLINE, BY EMAIL OR BY MOBILE PHONE. ACCESS EVERYTHING FROM MACHINE ALERTS TO HISTORY INFORMATION, WITH ALL DATA STORED AT A SECURE CENTER.**

### Productivity and cost benefits

All LiveLink equipped Tier 4i Loadall machines built are now able to report fuel economy, idle time and engine load data through the LiveLink web portal, helping you reduce your fuel usage, saving you money and improving productivity. Machine location information can help improve efficiency and perhaps even reduce insurance costs.



### Maintenance benefits

Manage machine maintenance easily – accurate hours monitoring and service alerts improve maintenance planning, while real-time location data helps you manage your fleet. Critical machine alerts and maintenance history records are also available.



### Security benefits

LiveLink's real-time geofencing alerts tell you when machines move out of predetermined zones, and real-time curfew alerts inform you of unauthorized usage. Further benefits include real-time location information, advanced ECU matching (pairs LiveLink with the immobilizer or ECU).





## VALUE ADDED.

**JCB'S WORLDWIDE CUSTOMER SUPPORT IS FIRST CLASS. WHATEVER YOU NEED AND WHEREVER YOU ARE, WE'LL BE AVAILABLE QUICKLY AND EFFICIENTLY TO HELP MAKE SURE YOUR MACHINERY IS PERFORMING TO ITS FULL POTENTIAL.**



**1** Our Technical Support Service provides instant access to factory expertise, day or night, while our Finance and Insurance teams are always on hand to provide fast, flexible, competitive quotes.

**2** The global network of JCB Parts Centers is another model of efficiency; with 15 regional bases, we can deliver around 95% of all parts anywhere in the world within 24 hours. Our genuine JCB parts are designed to work in perfect harmony with your machine for optimum performance and productivity.



**3** JCB Assetcare offers comprehensive extended warranties and service agreements, as well as service-only or repair and maintenance contracts. Irrespective of what you opt for, our maintenance teams around the world charge competitive labor rates, and offer non-obligation quotations as well as fast, efficient insurance repair work.

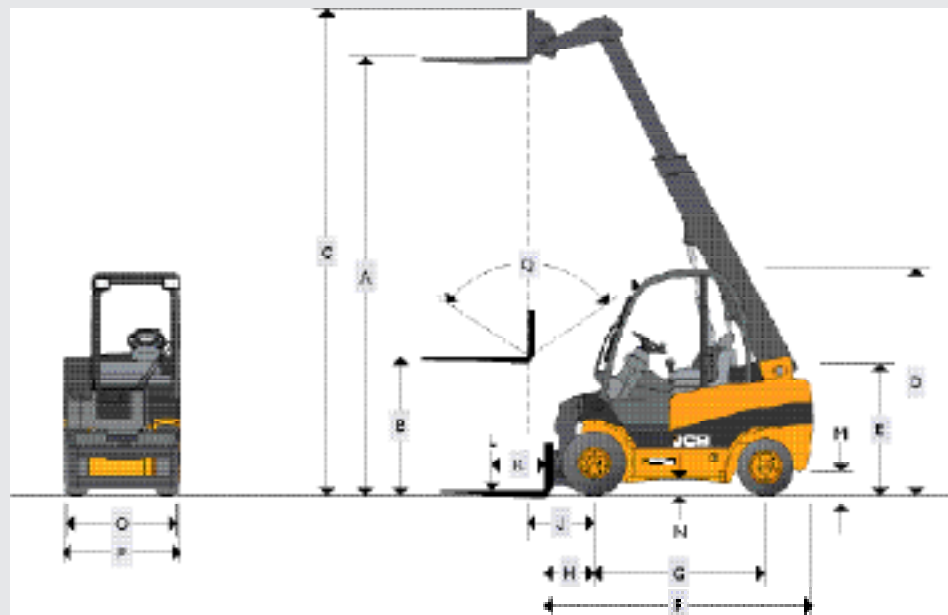


*Note: JCB LIVELINK and JCB Premier Cover may not be available in your region, so please check with your local dealer.*

## STATIC DIMENSIONS

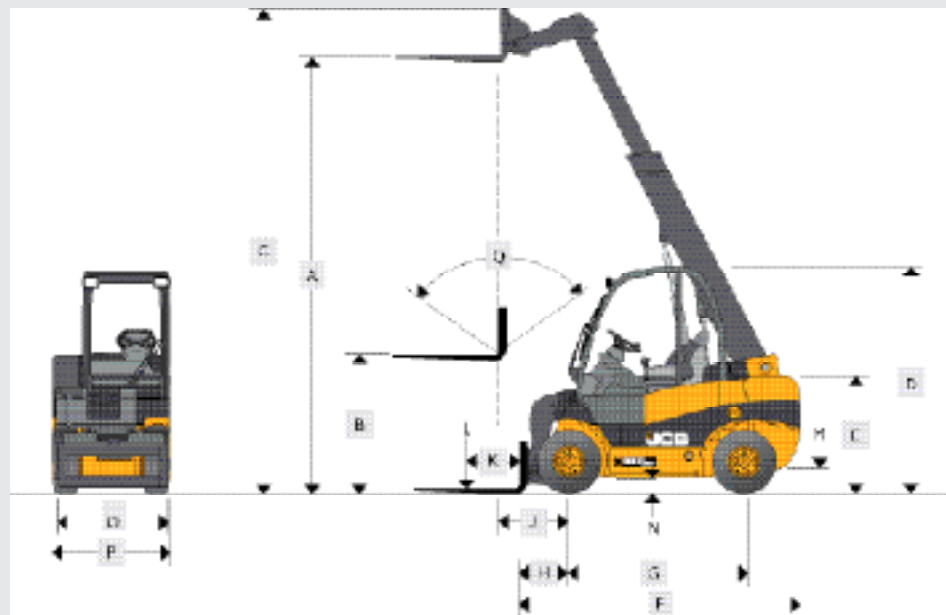
TLT30HL / TLT35

ENGINE FUEL TYPE: DIESEL LIFT CAPACITY: TLT30DHL - 6000 LBS. TLT35 - 7000 LBS



TLT35D 4X4

ENGINE FUEL TYPE: DIESEL LIFT CAPACITY: 7000 LBS



## STATIC DIMENSIONS

Model		TLT30DHL	TLT35	TLT35D 4X4
A	Lift height	in 203	173	171
B	Free lift (standard)	in 55	55	53
C	Height (boom extended)	in 224	195	203
D	Height of overhead guard (standard/low)	in 87/83	87/83	91/7
E	Height of operators seat (high/low)	in 47/46	47/46	49/48
F	Length to fork face	in 133	118	126
G	Wheelbase	in 76	76	81
H	Distance from c/l of front axle to fork face	in 31	23	24
J	Distance from c/l of front axle to fork face	in 21	31	30
K	Load center	in 20	20	20
L	Lift capacities (with sideload)	lb 6614	7716	7716
M	Ground clearance (lowest point)	in 4.9	4.9	6.9
N	Ground clearance (wheelbase center)	in 6	6	6.9
O	Fork carriage width	in 47	47	47
P	Maximum width of machine	in 50	50	55
Q	Carriage tilt total* F/B variable through lift arc	degrees 111*	111*	111*

## GENERAL SPECIFICATION

Model		TLT30DHL	TLT35	TLT35D 4X4
Engine manufacturer		JCB Diesel by Kohler	JCB Diesel by Kohler	JCB Diesel by Kohler
Tier compliant		Tier 4 Stage IIIB	Tier 4 Stage IIIB	Tier 4 Stage IIIB
Engine model		KDI2504TCR	KDI2504TCR	KDI2504TCR
Engine output	hp	61.7	61.7	61.7
Cubic capacity	cu-in	153	153	153
Rated	rpm	2600	2600	2600
Number of cylinders		4	4	4
Working pressure for attachments	psi	2465	2465	2465
Oil flow for attachments	gal/min	7 Std flow/ 19 Extra Flow	7 Std flow/ 19 Extra Flow	7 Std flow/ 19 Extra Flow
Maximum reach ground level (20in load center)	in	130	89	94
Maximum reach boom horizontal (20in load center)	in	131	95	96
Turning radius	in	114	114	138
Aisle width 90° stacking 800 x1200/1000 x1200	in	176/184	173/184	199/207
Weight unladen	lb	11861	11220	12125
Travel speed (standard)	mph	12.4	12.4	12.4
Gradeability (laden/unladen)	%	25/21	25/21	25/23
Transmission		TCR	TCR	TCR
Park brake type		Hand	Hand	Hand
Shovel rated capacity	ft	21	21	21
Shovel struck capacity	ft	17.5	17.5	17.5
Shovel dump height (30°)	in	105	105	105
Shovel rollback angle at ground	degrees	33	33	33
Shovel width	in	54	54	54
Tires PPS (semi solid), L (pneumatic)		PPS/L	PPS/L	L
Tire size front (standard)		27 x 10 x 12	27 x 10 x 12	27 x 10 x 12
Tire size rear (standard)		23 x 9 x 10	23 x 9 x 10	27 x 10 x 12
Diesel tank capacity	gallons	14.5	14.5	14.5



## LIFT CAPACITIES - TLT30HL



Capacity bands	TLT30HL
A	6000 lbs
B	5000 lbs
C	3750 lbs
D	3500 lbs
E	3000 lbs
at 6' 7"	3750 lbs

## LIFT CAPACITIES - TLT35



Capacity bands	TLT35
A	7000 lbs
B	6000 lbs
C	5000 lbs
D	4500 lbs
E	3250 lbs
at 6' 7"	3750 lbs

## LIFT CAPACITIES - TLT35D 4X4



Capacity bands	TLT35D 4X4
A	7000 lbs
B	6000 lbs
C	5000 lbs
D	4500 lbs
E	3250 lbs
at 6' 7"	3750 lbs





**ONE COMPANY, OVER 300 MACHINES.**

### **TELETRUK TLT25/30/35**

Max 7000 lb capacity Max 3750 lb capacity at 6ft 6in reach Max lift height 16ft 11in

Your nearest JCB Dealer

### **JCB North American – Headquarters**

Savannah, 2000 Bamford Blvd., Savannah, Georgia, 31322 Tel: (912) 447-2000

Download the very latest information on this product range at [www.jcb.com](http://www.jcb.com)

JCB inc. All rights reserved. No part of this publication may be reproduced, stored in a retrieval system, or transmitted in any form or by any other means, electronic, mechanical, photocopying or otherwise, without prior permission from JCB inc. All references in this publication to operating weights, sizes, capacities and other performance measurements are provided for guidance only and may vary dependant upon the exact specification of machine. They should not therefore be relied upon in relation to suitability for a particular application. Guidance and advice should always be sought from your JCB Dealer. JCB reserves the right to change specifications without notice. Illustrations and specifications shown may include optional equipment and accessories. The JCB logo is a registered trademark of J C Bamford Excavators Ltd.

9999/5774 02/14 en-US Issue 1 (T4)

 /JCBNA 
  /JCBNA 
  /JCBNORTHAMERICA

